

MASTER'S PROGRAM IN
QUANTITATIVE DECISION MAKING IN
ECONOMICS & MANAGEMENT

INFORMATION EVENT

HEADS OF THE PROGRAM



Prof. Dr. Thorsten Schank



Prof. Dr. Stefan Irnich



Prof. Dr. Florian Hett



Maria Krysin, M.Ed.

LECTURERS INVOLVED



Prof. Dr. Reyn van Ewijk



Dr. Klaas Staal



Prof. Dr. Klaus Wälde



Prof. Dr. Daniel Schunk



Prof. Dr. Franz Rothlauf



Prof. Dr. Christopher Koch



Prof. Dr. Andrej Gill



Prof. Dr. Oliver Emrich



Prof. Dr. Andranik
Tumasjan



Prof. Dr. Olga Zlatkin-
Troitschanskaia

LECTURERS INVOLVED



Prof. Dr. Natascha Nisic
(Faculty 02 - Sociology)



Jun.-Prof. Dr. Panagiotis Bouros
(Faculty 08 - Computer Science)



Prof. Dr. Susanne Singer
(Uni-Medizin)



Prof. Dr. Matthias Bäcker
(Faculty 03, Law)



Prof. Katharina Werhan
(German Pension
Insurance)



Dr. Andreas Berg
(Destatis)

THIS PROGRAM IS APPROPRIATE FOR YOU IF ...

- you have fun using **computers to analyze data** and to **write up** your own **programs**
- you are interested in **strategic decision making** based on **empirical evidence** regarding **behavioral** and **microeconomic** mechanisms
- you want to increase your toolkit of **formal methods** to make data-driven decisions

WHAT IS THE PROGRAM ABOUT?

- The program combines three domains:
 1. **Econometric methods**
 2. **Management Science & Business Intelligence**
 3. **Economic Behavior & Strategy**
- Graduates will have profound knowledge in both...
 1. **Analyzing data**
 2. **Solving decision problems** in complex economic environments
- This meets an **increasing demand** on the labor market

CAREER OPPORTUNITIES

Wide range of career paths, including

- Data analyst or data scientist or statistician
- Economic analyst in ministries, banks or research institutions
- Management consultant, optimizing business operations
- Market research analyst, analysing consumer behavior
- Business intelligence analyst, optimizing decision-making processes
- Entrepreneur or business owner, leveraging data-driven insights
- Academic career

EXAMPLES OF EMPLOYMENT POSSIBILITIES



Data Scientist, Ads Metrics

Google In-office: Zürich Switzerland

- Master's degree in a quantitative discipline (e.g., Statistics, Operations Research, Bioinformatics, Economics, Computational Biology, Computer Science, Mathematics, Physics, Electrical Engineering, Industrial Engineering) or equivalent practical experience.
- Experience with statistical software (e.g., R, Python, MATLAB, pandas) and database languages (e.g., SQL)
- Experience with statistical data analysis such as multivariate analysis, stochastic models, sampling methods



Dassault Systemes Deutschland GmbH

Operations Research Scientist (m/f/d) DELMIA Quintiq

Düsseldorf Feste Anstellung Vollzeit Erschienen: vor 3 Wochen

- Relevant background in algorithmic techniques in operations research and/or artificial intelligence (linear programming, genetic algorithms, heuristic search techniques, logic programming, etc.).
- Master's degree in Operations Research, Computer Science, Mathematics, Econometrics, Artificial Intelligence, or similar.
- Your strong analytical skills complement your nature to challenge boundaries and think outside the box

Ökonom, Volkswirt, Economist, Economic Consulting
Frankfurt am Main/Berlin, Germany



Sie wollen Ihre soliden quantitativen Fähigkeiten und Ihr ökonomisches Verständnis auf konkrete Fragestellungen und Herausforderungen unserer Kunden anwenden. Die erfolgreiche Bewerber*in wird an allen Aspekten eines Kundenauftrags arbeiten, einschließlich der Erstellung von Angeboten, des Projektmanagements, der analytischen Arbeit und der Übermittlung der Ergebnisse an die Kunden. Wir suchen Kandidat*innen für verschiedene Bereiche, darunter Klimawandel, digitale Märkte, Bauwesen, Wohnungsbau, Analyse der wirtschaftlichen Auswirkungen von Politikmaßnahmen, Wirtschaftsmodellierung und Szenarioanalyse

- Erfahrung in der Durchführung ökonometrischer Analysen (wünschenswert)
- Gute Präsentations- und Schreibfähigkeiten
- Ausgezeichnete Kenntnisse in Microsoft Excel, Word und PowerPoint
- Programmierkenntnisse in Stata, Python oder R oder Bereitschaft, sich diese anzueignen

EXAMPLES OF EMPLOYMENT POSSIBILITIES



Bosch Gruppe

Data Scientist - Time Series Analysis & Forecasting (f/m/div.)

📍 Renningen 📄 Feste Anstellung ⌚ Vollzeit 📅 Erschienen: vor 2 Tagen

🚀 Schnelle Bewerbung

excellent communication and documentation skills, experience in mentoring junior colleagues, proven **expertise in time series forecasting** as well as in at least one of the following fields: **neural networks, generalized linear models, recommendation systems, statistics, latent variable models, clustering and anomaly detection**, demonstrated experience in working with ML/DL frameworks (e.g. scikit-learn, Keras, TensorFlow, PyTorch, R's forecast package), publications at major conferences or journals are highly appreciated, **proficiency in Python** (especially in such libraries as Pandas, Numpy, Scipy, statsmodels)

DAIMLER



Internship as a Data Scientist in the field of digital transformation

- Design and structuring of databases
- **Data visualization** with the help of dashboards using PowerBI
- Collaboration and development of **predictive analytics (regression analysis, forecasting & machine learning)** projects
- **Degree in Computer Science, Business Informatics, Statistics, Mathematics, Economics (VWL), Business Administration (BWL), Industrial Engineering** or a comparable course of study with **existing quantitative affinity**

KEY FACTS

- Program start: winter term 2025/26
- Application period: **01.04. – 15.05.**
- 20 - 30 places
- Selection criteria: **GPA (50%)** and **entrance test (50%)**
- Begin only possible in the winter term
- Core modules in English
- Most elective modules in English, some in German
- Small groups, interactive teaching, hands-on learning

PROGRAM STRUCTURE

1st semester: Core modules

Mathematics/Statistics
Programming
Econometrics of Cross Section and Panel Data
Management Science/Operations Research
Economic Decision Making & Strategic Interaction



2nd and 3rd semester: Specialization modules


Academic Skills
Applied Project Seminars (2 seminars)

Elective modules - Econometrics

Elective modules - Management Science & Business Intelligence

Elective modules - Economic Behavior & Strategy

Elective modules - Free Part
(Management, Accounting & Finance, Epidemiology, Sociology)



4th semester: Master's thesis

Master's Thesis
Research Colloquium

THE PROGRAM STRUCTURE IN DETAIL



29.01.2025

1st Semester: Fundamentals

Programming
Econometrics of Cross Section and Panel Data

Mathematics/Statistics

Operations Research
Economic Decision Making & Strategic Interaction

2nd & 3rd Semester: Specialization

Academic Skills, 2 Applied Project Seminars (offered every semester in every domain); 7 elective modules

Econometrics

Microeconometrics A
Microeconometrics B
Economic Analysis of Micro Data
Advanced Time Series
Systematic Reviews and Meta Analysis
Data Governance
Official Statistics and Survey Methods
Mehrebenen- und Panelanalyse
Informations- und Datenschutzrecht

**Management Science /
Business Intelligence**

Data Analytics
Data Science und Maschinelles Lernen
Location Planning & Network Design
Process Mining
Programming Operations Research
Models & Methods
Transportation I
Transportation II
Web Mining und Datenvisualisierung

Economic Behavior & Strategy

Advanced Corporate Finance
Advanced Digital Economics
Behavioral & Experimental Economics
Behavioral Finance
Behavioral Measurement
Economics of Education
Environmental Economics
Theoretical Labour Economics
Game Theory Models in Accounting

Free Part (Further modules in Management, Accounting and Finance, Epidemiology, Sociology)

4th Semester: Research

Master's Thesis

Research Colloquium

Detailed module descriptions are available on Study Office website (Downloadcenter): [QDEM module guide](#)

SCIENTIFIC RESEARCH

Applied project seminars

- Two seminars must be taken
- Seminars available in all specialization areas
- Previous seminar topics:
 - Health Econometrics
 - Empirical Labor Economics
 - Logistics Management
 - Information Systems
 - Topics in Economic Behavior and Strategy

Master's thesis

- In-depth work on an own specific research project
- Duration: 4 months
- Writing a Master's thesis in cooperation with a company or an (international) organization is generally possible

PROGRAM FROM A STUDENT'S PERSPECTIVE



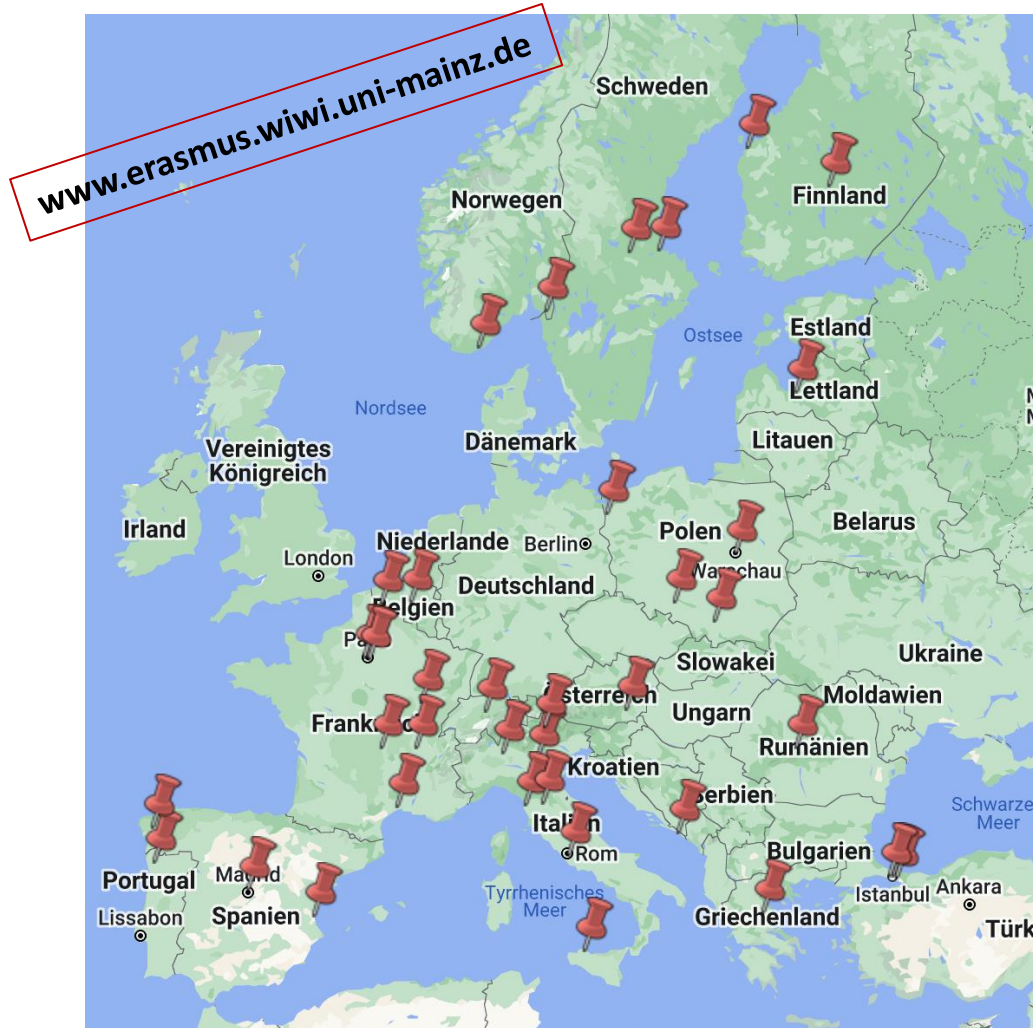
Fotos: Stefan F. Sämmer (2023)

29.01.2025

STUDYING ABROAD

- 3rd semester (winter semester) suitable for a stay abroad
- The faculty has more than 50 cooperations with universities around the world
- Recognition of study achievements by the study office (in case of similarity in content and scope)
- ERASMUS application usually in November for the winter semester in the following academic year (see <https://erasmus.wiwi.uni-mainz.de/>)
- For more information on study abroad opportunities, the International Office is also available (see <https://www.studium.uni-mainz.de/studium-im-ausland/>)

OVERVIEW PARTNER UNIVERSITIES



- ✓ Austria
- ✓ Belgium
- ✓ Croatia
- ✓ Finland
- ✓ France
- ✓ Greece
- ✓ Italy
- ✓ Latvia
- ✓ Norway
- ✓ Poland
- ✓ Portugal
- ✓ Romania
- ✓ Sweden
- ✓ Switzerland
- ✓ Spain
- ✓ Turkey

ADMISSION REQUIREMENTS

- **English language skills**

- B2 level

- Comprehensive information about the possible forms of proof can be found on the [QDEM website](#)

- **Bachelor's degree**

- 18 ECTS in management/economics

- 19 ECTS in mathematics/statistics/econometrics/quantitative empirical methods

- **Entrance test**

ENTRANCE TEST

- **Test specifics:**
 - Electronic test
 - 90 minutes
 - online format
 - Next date: **June 18, 2025 (10:00 – 14:00, UTC +2)**
- **Focus of the test:**
 - Conceptual understanding
 - Abstraction from specific notation
- **“Sample Material”** and references to textbooks available on the [homepage](#)

ENTRANCE TEST

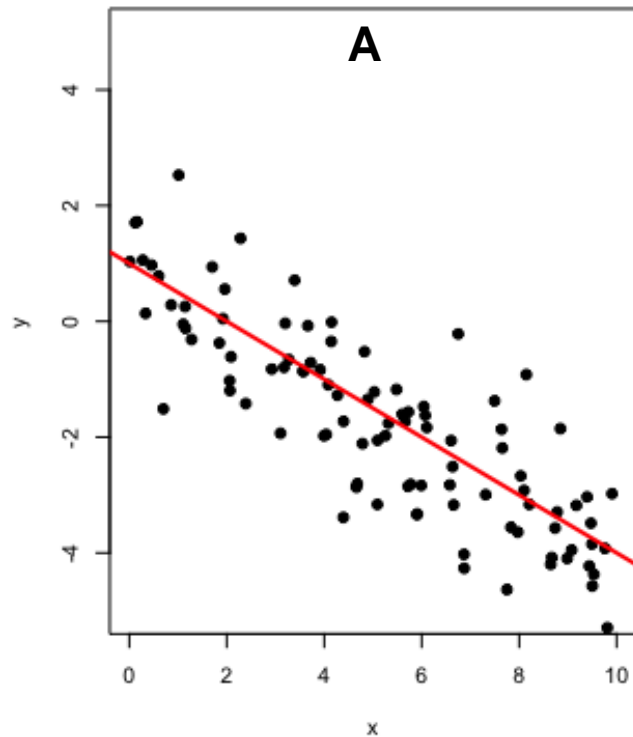
Content:

- Analysis (differentiation, integration, optimization)
- Linear algebra (matrix notation, operations, system of linear equations)
- Stochastic/probability theory (random variables, convergence)
- Descriptive statistics
- Estimation/testing
- Multiple regression analysis
- Algorithms (control structures, “reading”)
- Microeconomic foundations (supply/demand, costs/profits, utility/preferences, market models)
- Game theory

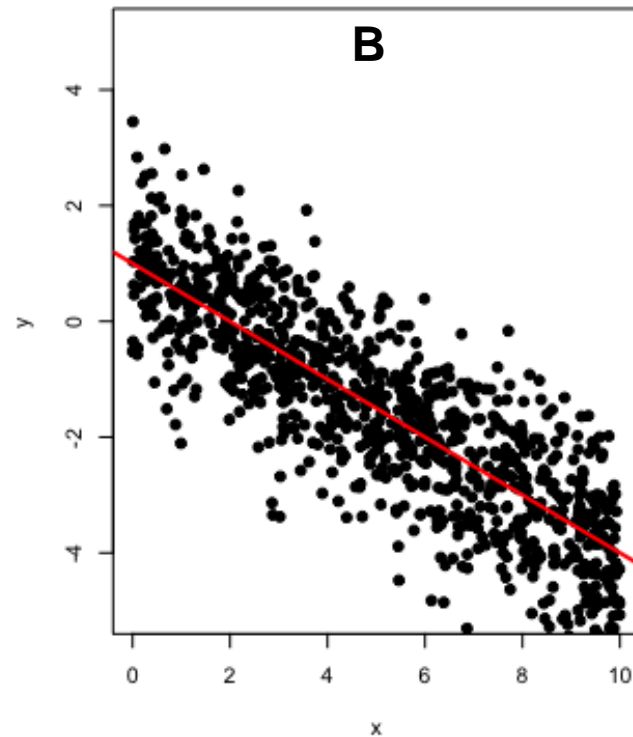
SAMPLE QUESTIONS

For the three samples below, a regression analysis is carried out to estimate the model $y_i = \beta_0 + \beta_1 x_i + \varepsilon_i$.

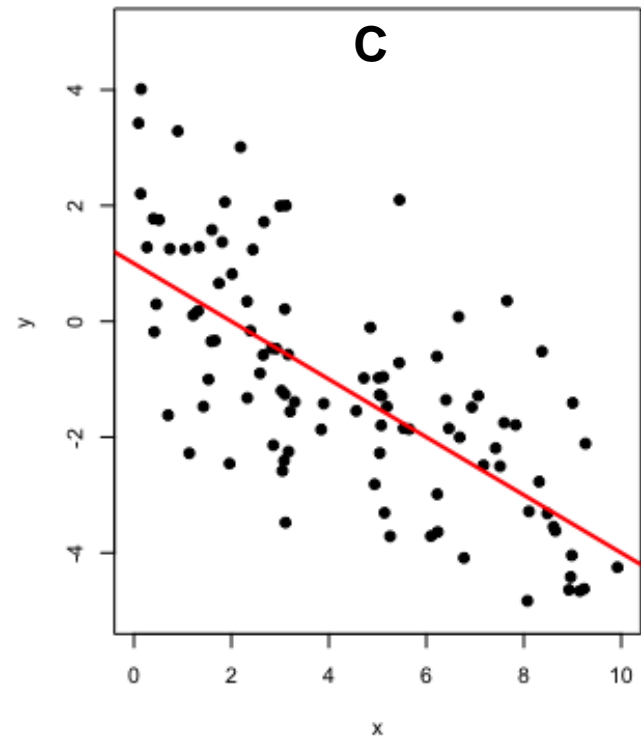
Which sample leads to the smallest standard error for the estimate of β_1 (A, B or C)?



$\sigma_{\varepsilon} = 0.95$ N=100



$\sigma_{\varepsilon} = 1$ N=1000



$\sigma_{\varepsilon} = 1.5$ N=100

SAMPLE QUESTIONS

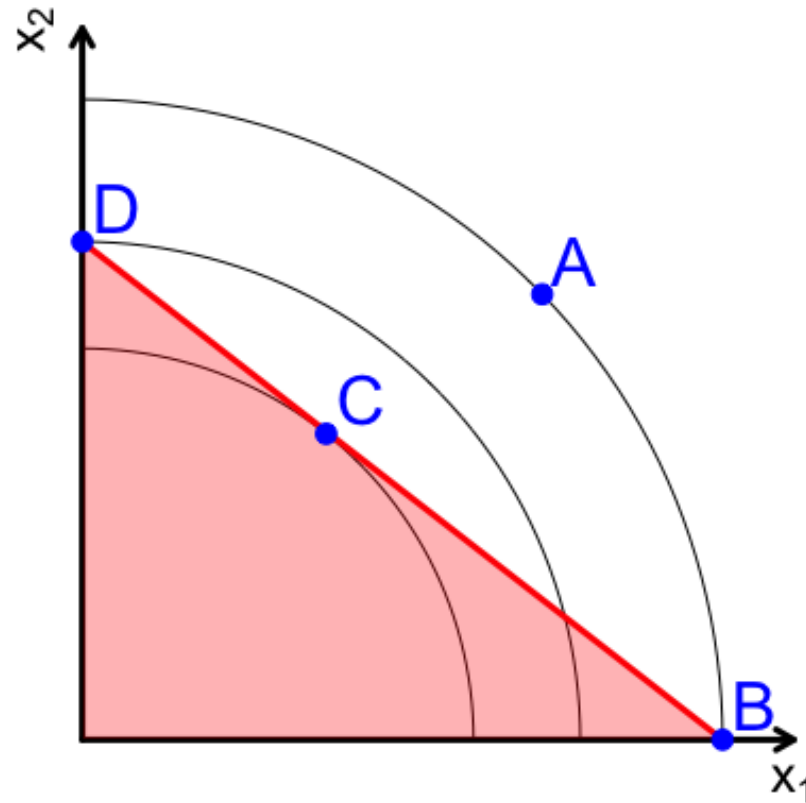
Carry out the following matrix operations.

$$\begin{bmatrix} 1 & 2 & 3 \end{bmatrix} \times \begin{bmatrix} 4 \\ 5 \\ 6 \end{bmatrix} =$$

$$\begin{bmatrix} 1 \\ 2 \\ 3 \end{bmatrix} \times \begin{bmatrix} 4 & 5 & 6 \end{bmatrix} =$$

SAMPLE QUESTIONS

The diagram shows the indifference curves of an ordinary consumer in a two-product setup (x_1 , x_2) and the budget constraint. Which product-bundle will the consumer choose (A,B,C or D)?



WHY QDEM?

- It is fun working with data and data-analytical skills are increasingly demanded on the labor market
- Interesting topics, up-to-date methodical training with a high degree of flexibility
- Committed, research-active and internationally visible lecturers
- An inspiring, interdisciplinary environment at the JGU and the GSME
- International student body
- Dynamic economic and political environment in the Rhine/Main area (ministries, central banks, Destatis, international companies)
- High reputation of the program among public institutions and private-sector companies
(see testimonials on the QDEM website: <https://en.wiwi.uni-mainz.de/master-of-science-in-quantitative-decision-making-in-economics-and-management/>)

**DO YOU HAVE QUESTIONS?
FEEL FREE TO CONTACT US**

[LINK TO OUR HOMEPAGE](#)

[EMAIL](#)

[PROF. THORSTEN SCHANK](#)
SCHANK@UNI-MAINZ.DE

[MARIA KRYSIN M.ED.](#)
QDEM@UNI-MAINZ.DE



29.01.2025

**WE ARE LOOKING FORWARD
TO YOUR APPLICATION!**



29.01.2025

LINKS USED IN THE PRESENTATION

- **Employment possibilities:**

[Data Scientist – Google](#)

[Data Scientist, Time Series Analysis & Forecasting \(f/m/div.\) – Bosch](#)

[Operations Research Scientist \(m/f/d\) - DELMIA Quintiq](#)

Oxford Economics Jobbörse

Daimler: Daimler Jobbörse

